

Features

- ▶ Designed for amazing sound, reliability, and versatility to meet the needs of the professional sound engineer
- ▶ Latest Class D amplifier technology produces extraordinarily high maximum SPL with greater efficiency
- ▶ Custom engineered titanium compression tweeters and high BL woofers
- ▶ Rugged design with premium-grade 15mm birch plywood and internal bracings
- ▶ Scratch proof triple-layer sputter paint coating
- ▶ Integrated ergonomic handles
- ▶ Tour-grade, 18 gauge powder-coated steel grille with acoustically transparent foam
- ▶ 12xM8 rigging points for suspension installation on two-way models
- ▶ 45° Stage monitor position on two-way models
- ▶ Dual angle 35mm pole mount with 8 degree tilt option to extended audience reach
- ▶ Two channel on-board mixer with Neutrik combo jacks and XLR link out
- ▶ 2-band EQ and low cut rotary controls
- ▶ 4th order phase coherent Linkwitz-Riley crossover

Overview

Phonic's ClubX speaker line is exquisitely engineered for the audio professional; the system installers for the most demanding clubs, restaurants, bars, and other live venues. The ClubX achieves its signature transparent sound and bass thump by using premium components engineered from scratch. By tailoring each component specifically for the ClubX, Phonic engineers ensured that the unit performs in harmony. Each ClubX speaker is a testament to Phonic's craftsmanship – Units are constructed using top grade 15mm birch plywood, fortified with internal bracings, and shielded by three layers of scratch-proof paint. The ClubX's twelve M8 suspension points, 45 degree monitor angles, 90x60 degree rotatable horn, and ergonomic integrated handles give it tremendous installation versatility and portability. With the active ClubX series, Phonic ups the ante by integrating an ultra-efficient digital amplifier with phase-coherent electronics. The finely tuned active system produces extraordinarily high maximum SPL and bass thump. Each active ClubX speaker has an integrated 2 channel mixer with combo jacks (XLR, TS) with mic/line input selection and a XLR output. The units also have a two-band EQ and low-cut controls. With bold design, tremendous components, and the latest amplifier technology, the ClubX active series pushes the envelope in active speaker design.

Advanced Reliability

With experience and technology comes excellent performance and reliability. But you can never be too careful! As of the launch date, the ClubX active speakers have logged more than 1000 hours of real world and lab tests, guaranteeing a remarkable level of reliability. From heated ovens, freezing subzero rooms, high humidity chambers, to electrical voltage spikes, the ClubX has endured it all.

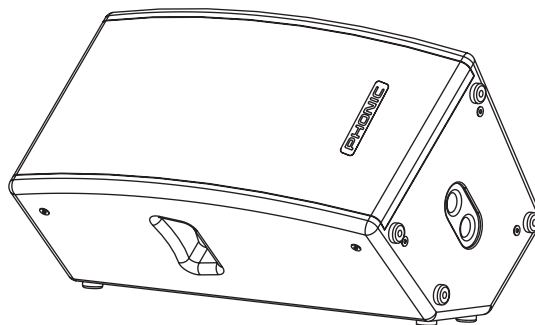
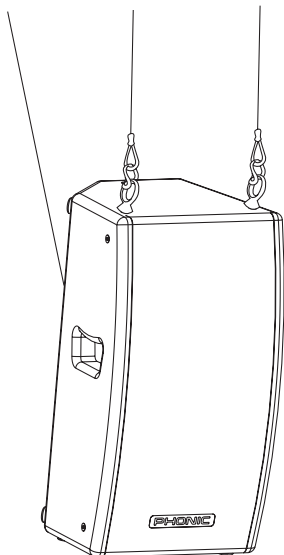


Advanced Active Electronics


With over 35 years of experience, Phonic has few equals when it comes to advanced electrical engineering technology. In the ClubX active series, this cumulated expertise is on display. Core features include:

- ▶ Time alignment and phase correction: In listening tests, many note that the ClubX seems more “real” or more “live” than other speakers. This is because Phonic's active electronics ensure that sounds from the ClubX hit listeners' ears at the precise moments the original recording intended.
- ▶ High dampening factor and woofer stabilization: The ClubX has a high amplifier dampening factor to ensure that the woofer reaches optimal excursion. Additionally, Phonic engineers added circuitry to manage the speaker's electrical feedback, in effect, stabilizing woofer movement. The high amplifier dampening factor and stabilization circuitry give the ClubX its spectacular bass depth and clarity.
- ▶ Transducer protection: Active electronics oversee tweeter and woofer excursion, preventing audio artifacts, distortion, and speaker damage.
- ▶ 4th order, phase-accurate, Linkwitz-Riley crossover

12xM8 Suspension
installation points

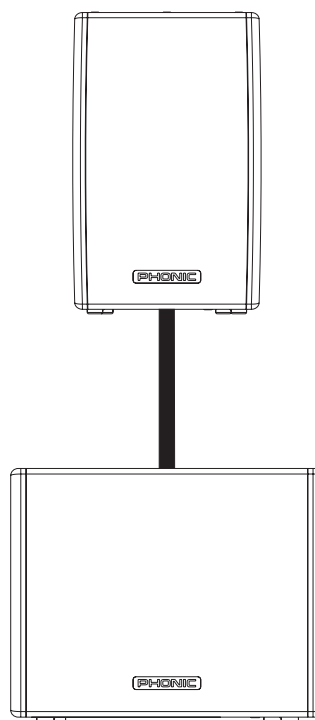


45° Floor monitor position

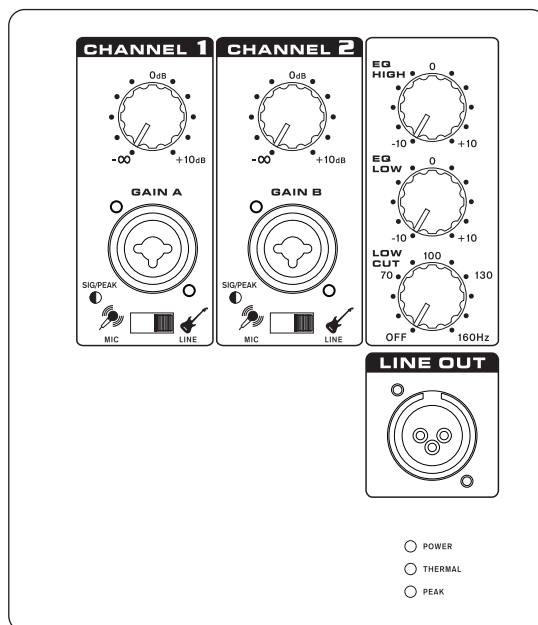


8° Downtilt option
for extended sound
projection

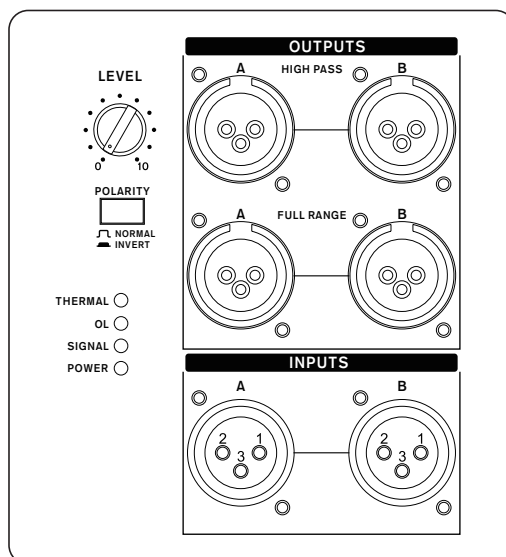
ClubX 12 mounted
atop ClubX 18SB



ClubX active two-way models



ClubX active subwoofer



Club X Series

Active Loudspeakers

Specifications

	ClubX 8A	ClubX 10A	ClubX 12A	ClubX 15A	ClubX 215A	ClubX 18SBA
System Type	8" 2-Way Stage Speaker and Floor Monitor	10" 2-Way Stage Speaker and Floor Monitor	12" 2-Way Stage Speaker and Floor Monitor	15" 2-Way Stage Speaker and Floor Monitor	Dual 15" 2-Way Stage Speaker	18" Subwoofer
Frequency Response (+/-3dB)	61Hz-20kHz	56Hz-20kHz	48Hz-20kHz	44Hz-20kHz	33Hz-20kHz	35Hz-150Hz
Dispersion Angle	90°x60° Rotatable Horn	90°x60° Rotatable Horn	90°x60° Rotatable Horn	90°x60° Rotatable Horn	90°x60° Rotatable Horn	-
Maximum SPL (Continuous)	127dB	129dB	133dB	135dB	138dB	135dB
Amplifier Class	Class D Bi-amplified	Class D Bi-amplified	Class D Bi-amplified	Class D Bi-amplified	Class D Bi-amplified	Class D
Power Output (Peak)	1000W Peak	1500W Peak	2200W Peak	2200W Peak	2200W Peak	2200W Peak
Power Output (Continuous)	500W Continuous	750W Continuous	1100W Continuous	1100W Continuous	1100W Continuous	1100W Continuous
LF Driver	8"	10"	12"	15"	Dual 15"	18" Subwoofer
LF Voice Coil Diameter	1.5"	2.5"	3"	3"	3"	4"
LF Basket Material	Cast Aluminum	Cast Aluminum	Cast Aluminum	Cast Aluminum	Cast Aluminum	Cast Aluminum
LF Cone Material	Paper/Fiber Composite	Paper/Fiber Composite	Paper/Fiber Composite	Paper/Fiber Composite	Paper/Fiber Composite	Paper/Fiber Composite
HF Driver	1" Titanium Compression	1" Titanium Compression	1.75" Titanium Compression	1.75" Titanium Compression	1.75" Titanium Compression	-
Crossover	Phase aligned 4th order Linkwitz-Riley	Phase aligned 4th order Linkwitz-Riley	Phase aligned 4th order Linkwitz-Riley	Phase aligned 4th order Linkwitz-Riley	Phase aligned 4th order Linkwitz-Riley	Phase aligned 4th order Linkwitz-Riley
Enclosure	15mm Birch Plywood	15mm Birch Plywood	15mm Birch Plywood	15mm Birch Plywood	15mm Birch Plywood	15mm Birch Plywood
External Finish	Three-layer Scratchproof Paint	Three-layer Scratchproof Paint	Three-layer Scratchproof Paint	Three-layer Scratchproof Paint	Three-layer Scratchproof Paint	Three-layer Scratchproof Paint
Flypoints / Casters	12 M8 points	12 M8 points	12 M8 points	12 M8 points	4 Casters (Wheels)	-
Handles	Integrated handle	Integrated handle	Integrated 2 side handles	Integrated 2 side handles	3 Integrated handles and top metal handle.	2 Integrated handles
Grille	Powder coated 18 gauge steel with acoustically transparent foam	Powder coated 18 gauge steel with acoustically transparent foam	Powder coated 18 gauge steel with acoustically transparent foam	Powder coated 18 gauge steel with acoustically transparent foam	Powder coated 18 gauge steel with acoustically transparent foam	Powder coated 18 gauge steel with acoustically transparent foam
Pole mount	35mm Dual-Angle (0° or -8°)	35mm Dual-Angle (0° or -8°)	35mm Dual-Angle (0° or -8°)	35mm Dual-Angle (0° or -8°)	None	35 pole mount
Dimensions	450x285x275mm (17.7x11.2x10.8in)	510x320x325mm (20.1x12.6x12.8in)	620x387x365mm (24.4x15.3x14.4in)	770x530x490mm (30.3x20.9x19.3in)	1200x520x456mm (47.2x20.5x18.0in)	642x522x655mm (25.3x20.6x25.8in)
Weight	12.7 kg / 28 lbs	14.9kg / 32.9lbs	21.2kg / 46.8lbs	26.4kg / 58.2lbs	55.6kg / 122.6lbs	46.7kg / 103.0lbs