

## Features

- ▶ Remarkable sound, remarkable power, and remarkable style in a lightweight, durable enclosure
- ▶ Power handling: 275W (RMS) / 550W (Music) / 1100W (Peak)
- ▶ Nominal Impedance of 8 ohms
- ▶ 131 dB maximum sensitivity
- ▶ Custom engineered 1.75" pure titanium compression tweeter and 12" long-throw composite woofer
- ▶ Flat frequency response between 45 Hz and 22 kHz
- ▶ Impact-resistant polymer enclosure
- ▶ Tour-grade 18 gauge steel grille
- ▶ M10 rigging points for suspension installation
- ▶ Dual angle 35mm pole mount with 8 degree tilt option for extended audience reach
- ▶ Two channel Neutrik Speakon and 1/4" phone jack inputs

## Overview

Phonic's Inception 12 establishes a new paradigm for molded powered speakers. The Inception's lightweight design, ergonomic handles, M10 suspension fly points, and dual pole mounts give the unit exceptional portability. Phonic engineers designed a high BL force factor woofer and a 1.75" pure titanium compression tweeter to achieve the Inception's astonishingly wide sound stage and a vivid, transparent signature sound. The Inception's polymer enclosure and stunning vertical curvatures also improve acoustic accuracy by minimizing distortion and diffraction. Finally, reliability and durability were paramount throughout the Inception's development. The Inception has logged more than 1000 gruelling hours of lab and real-world tests to ensure that it survives even the most difficult applications. With high power handling, custom engineered drivers, and great versatility, the Inception 12 simply excels.

## Woofers and Tweeters Engineered Right

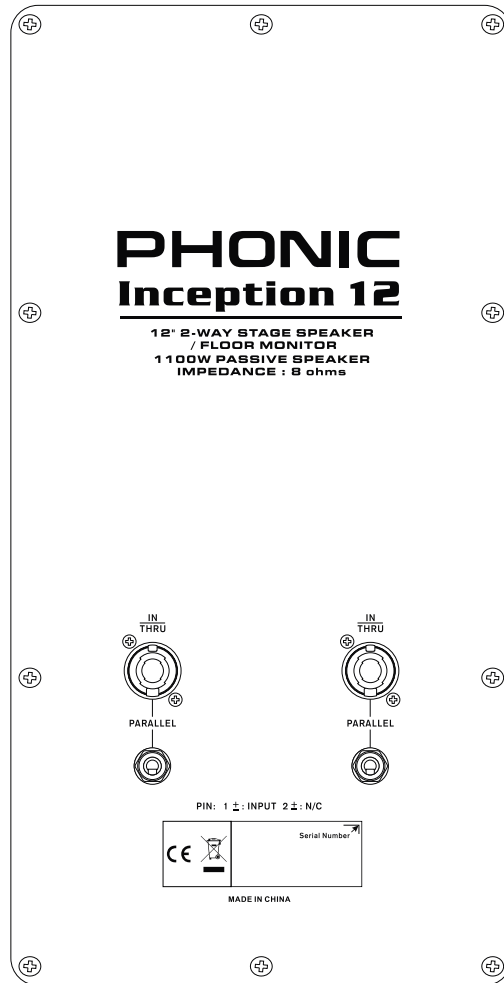
Inception transducers are designed from scratch – tailor made for the Inception's unique enclosure. Everything from the cone pulp, the curvature of the tweeter's titanium membrane, the Kapton voice coil, to the characteristics of the magnetic field, is uniquely Phonic, uniquely Inception. The Inception's state-of-the-art 12" woofer has a high BL force factor and a long-throw extension which produce marvellously deep and defined bass traditionally unattainable in small enclosures. The 1.75" pure titanium compression tweeter and 80 degree conical horn complete the Inceptions vivid, transparent sound signature.



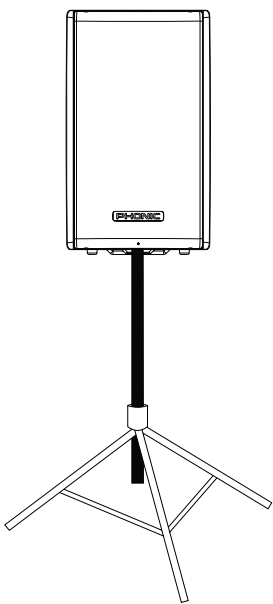
## Advanced Electronics

With over 35 years of experience, Phonic has few equals when it comes to advanced electrical engineering. With the Inception 12, this cumulated expertise is on display. Core features include:


- ▶ High Dampening Factor and Woofer Stabilization: The Inception has a high amplifier dampening factor to ensure that the woofer reaches optimal excursion. Additionally, Phonic engineers added circuitry to manage the speaker's electrical feedback, in effect stabilizing woofer moment. The high amplifier dampening factor and stabilization circuitry give the Inception its spectacular bass depth.
- ▶ 4th order, phase-accurate Linkwitz-Riley crossover.



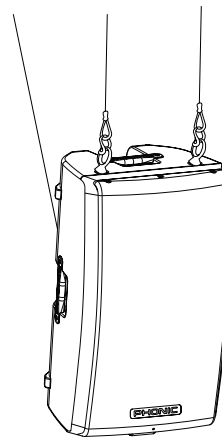
## Application



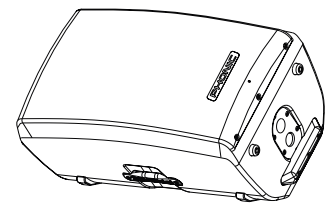
Standard 35mm pole mount



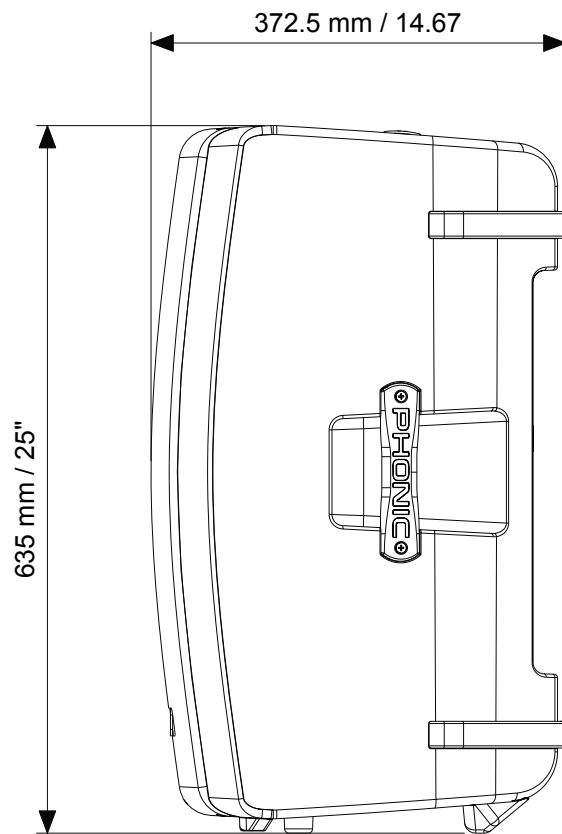

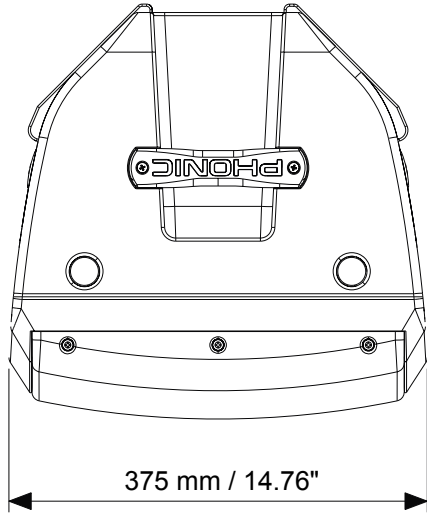
8° downtilt option for extended sound projection



Suspended from integrated M10 installation points



45° floor monitor position



# Inception 12

## Professional Passive Loudspeaker

### Specifications

Configuration	2-Way Stage Speaker/45 Degree Floor Monitor
Power Handling (RMS / Music / Peak)	275 Watts / 550 Watts / 1100 Watts
Nominal Impedance	8 ohms
Transducers	
Low Frequency Cone	12" Paper/Fiber Composite Woofer
High Frequency Cone	1.75" Pure Titanium Compression Horn
Frequency Response	
Frequency Response (-6 dB)	48 Hz - 20 kHz
Frequency Response (-10 dB)	45 Hz - 22 kHz
Nominal Coverage	80 Degree Conical
Sensitivity	131 dB
Inputs / Outputs	Neutrik Speakon / 1/4" Phone Jack (Parallel)
Enclosure	Impact resistant polymer
Grille	Black powder coated 18 gauge steel
Suspension / Mounting	Three M10 Suspension Points
Pole Mount	Dual angle 35 mm pole mounts with 8 degree tilt option for extended audience reach
Handles	3 PU Handles
Box Dimensions (HxWxD)	635 x 375 x 372.5 mm (25" x 14.8" x 14.7")
Unit Weight	17 kg (37.5 lbs)