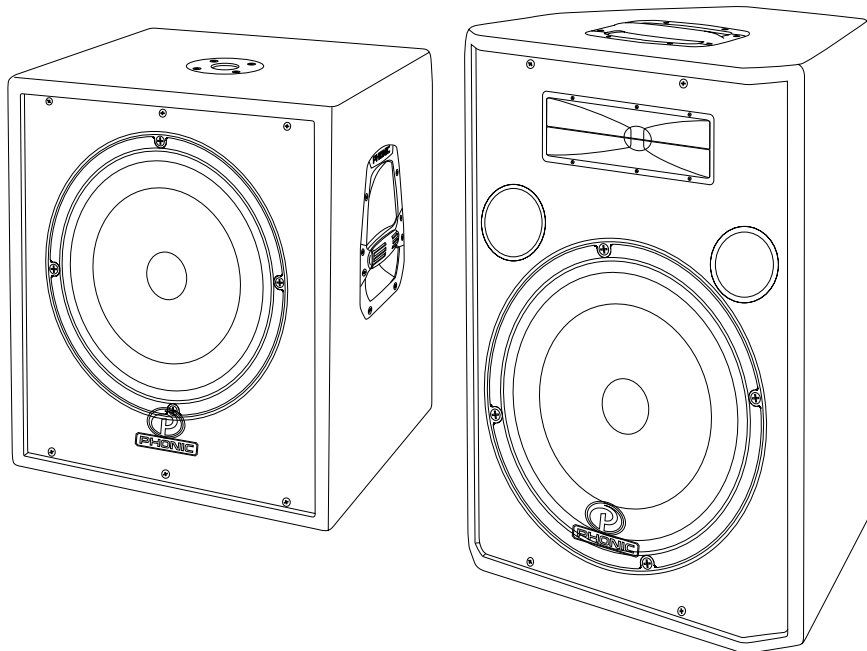


PHONIC

Impression 12
Impression 15
Impression 215
Impression 15SB
Impression 18SB

Professional Speaker



English

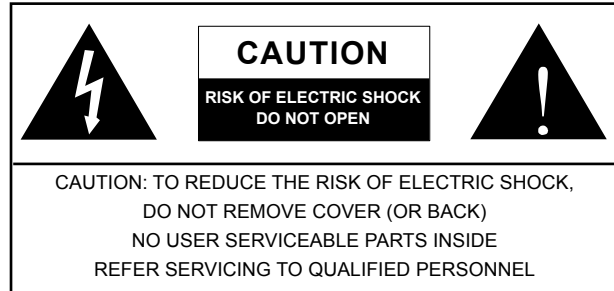
User's Manual

IMPORTANT SAFETY INSTRUCTIONS

The apparatus shall not be exposed to dripping or splashing and that no objects filled with liquids, such as vases, shall be placed on the apparatus. The MAINS plug is used as the disconnect device, the disconnect device shall remain readily operable.

Warning: the user shall not place this apparatus in the confined area during the operation so that the mains switch can be easily accessible.

1. Read these instructions before operating this apparatus.
2. Keep these instructions for future reference.
3. Heed all warnings to ensure safe operation.
4. Follow all instructions provided in this document.
5. Do not use this apparatus near water or in locations where condensation may occur.
6. Clean only with dry cloth. Do not use aerosol or liquid cleaners. Unplug this apparatus before cleaning.
7. Do not block any of the ventilation openings. Install in accordance with the manufacturer's instructions.
8. Do not install near any heat sources such as radiators, heat registers, stoves, or other apparatus (including amplifiers) that produce heat.
9. Do not defeat the safety purpose of the polarized or grounding-type plug. A polarized plug has two blades with one wider than the other. A grounding type plug has two blades and a third grounding prong. The wide blade or the third prong is provided for your safety. If the provided plug does not fit into your outlet, consult an electrician for replacement of the obsolete outlet.
10. Protect the power cord from being walked on or pinched particularly at plug, convenience receptacles, and the point where they exit from the apparatus.
11. Only use attachments/accessories specified by the manufacturer.
12. Use only with a cart, stand, tripod, bracket, or table specified by the manufacturer, or sold with the apparatus. When a cart is used, use caution when moving the cart/apparatus combination to avoid injury from tip-over.
13. Unplug this apparatus during lightning storms or when unused for long periods of time.
14. Refer all servicing to qualified service personnel. Servicing is required when the apparatus has been damaged in any way, such as power-supply cord or plug is damaged, liquid has been spilled or objects have fallen into the apparatus, the apparatus has been exposed to rain or moisture, does not operate normally, or has been dropped.



The lightning flash with arrowhead symbol, within an equilateral triangle, is intended to alert the user to the presence of uninsulated "dangerous voltage" within the product's enclosure that may be of sufficient magnitude to constitute a risk of electric shock to persons.



The exclamation point within an equilateral triangle is intended to alert the user to the presence of important operating and maintenance (servicing) instructions in the literature accompanying the appliance.

WARNING: To reduce the risk of fire or electric shock, do not expose this apparatus to rain or moisture.

CAUTION: Use of controls or adjustments or performance of procedures other than those specified may result in hazardous radiation exposure.



Impression 12/15/215/15SB/18SB

Professional Speaker

USER'S MANUAL

TABLE OF CONTENTS

Introduction.....4

Suggested Setup Methods.....4

Features.....5

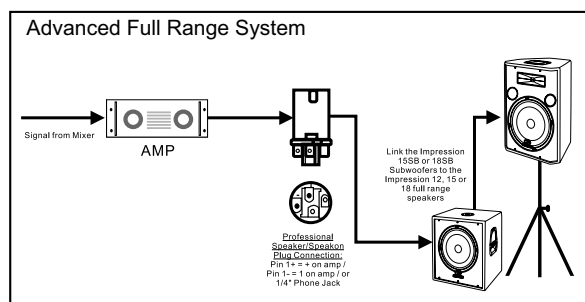
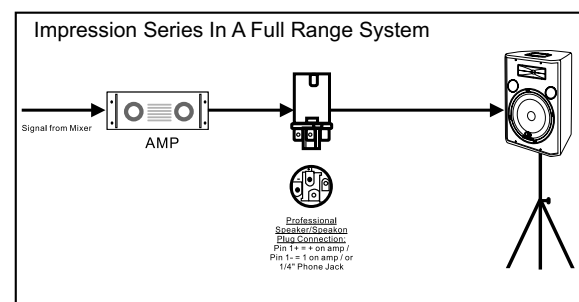
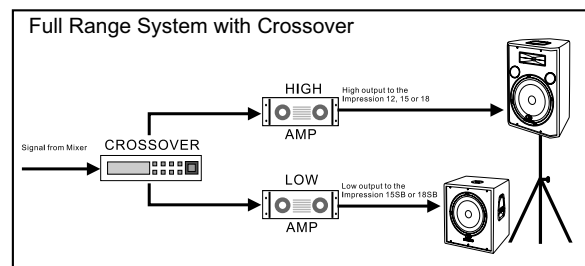
Specifications.....6

Introduction

Congratulations on your purchase of one of the most cost-efficient of all speakers. The Phonic Impression series incorporates fantastically stylish designs with power and efficiency virtually unchallenged by any other speaker series around. Available in a wide range of shapes and sizes, from 12" and 15" stage and raised sound-reinforcement speakers, to a dual 15" model, and even 15" and 18" subwoofers, these specially designed speakers feature amazing power handling abilities, as well as frequency response ranges remarkable by any standard.

Provided are professional speaker connectors, as well as 1/4" phone jacks, for versatile input, and each model is fitted with 35 mm sockets, ensuring each and every speaker is pole mountable. The Subwoofer models both ensure your bass sounds are reproduced perfectly. All of these features, plus the power to cost ratio, ensure the entire Impression Series is a valuable investment to any person who wants their sound to be truly heard. Your Impression Speaker, without a doubt, will prove itself to have been a valuable investment.

Suggested Setup Methods



Features

Impression 12

12" Two-Way Stage Speaker

- Versatile use as a floor monitor or mounted as a raised sound reinforcement speaker
- Power handling (Continuous / Program / Peak): 150 / 300 / 600 Watts
- High sound pressure level: 96 dB SPL @ 1 W / 1 M
- Frequency response: 55 Hz ~ 20 kHz
- 75" (44mm) diaphragm tweeter
- Constant directivity horn with 90 x 60 degrees of coverage
- HF driver protection system
- Trapezoidal enclosure
- One 35mm socket at bottom for stand or pole mounting
- Professional speaker connectors and 1/4" phone jacks (IN and LINK OUT)
- Solid steel grille protection

Impression 15

15" Two-Way Stage Speaker

- Versatile use as a floor monitor or mounted as a raised sound reinforcement speaker
- Power handling (Continuous / Program / Peak): 200 / 400 / 800 Watts
- High sound pressure level: 97 dB SPL @ 1 W / 1 M
- Frequency response: 48 Hz ~ 20 kHz
- 1.75" (44mm) diaphragm tweeter
- Constant directivity horn with 90 x 60 degrees of coverage
- HF driver protection system
- Trapezoidal enclosure
- One 35mm socket at bottom for stand or pole mounting
- Professional speaker connectors and 1/4" phone jacks (IN and LINK OUT)
- Solid steel grille protection

Impression 215

Dual 15" Two-Way Stage Speaker

- Power handling (Continuous / Program / Peak): 300 / 600 / 1200 Watts
- High sound pressure level: 100 dB SPL @ 1 W / 1 M
- Frequency response: 40 Hz ~ 20 kHz
- 1.75" (44mm) diaphragm tweeter
- Constant directivity horn with 90 x 60 degrees of coverage
- HF driver protection system
- Durable die-cast handles
- Trapezoidal enclosure
- Professional speaker connectors and 1/4" phone jacks (IN and LINK OUT)
- Solid steel grille protection

Impression 15SB

15" Subwoofer

- Power handling (Continuous / Program / Peak): 400 / 800 / 1600 Watts
- High sound pressure level: 98 dB SPL @ 1 W / 1 M
- Frequency response: 38 Hz ~ 250 Hz
- Durable die-cast handles
- One 35mm socket on top for pole mounting
- Professional speaker connectors and 1/4" phone jacks (IN and LINK OUT)
- Solid steel grille protection

Impression 18SB

18" Subwoofer

- Power handling (Continuous / Program / Peak): 400 / 800 / 1600 Watts
- High sound pressure level: 99 dB SPL @ 1 W / 1 M
- Frequency response: 33 Hz ~ 250 Hz
- Durable die-cast handles
- One 35mm socket on top for pole mounting
- Professional speaker connectors and 1/4" phone jacks (IN and LINK OUT)
- Solid steel grille protection

Specifications

	IMPRESSION 12	IMPRESSION 15	IMPRESSION 215	IMPRESSION 15SB	IMPRESSION 18SB
Type	12" Two-Way FOH/Floor Monitor Speaker	15" Two-Way FOH/Floor Monitor Speaker	Dual 15" Two-Way Stage Speaker	15" Subwoofer	18" Subwoofer
Power Handling (Watts) RMS/Program/Peak	150 / 300 / 600	200 / 400 / 800	300 / 600 / 1200	400 / 800 / 1600	400 / 800 / 1600
Frequency Response (Hz)	55 Hz - 20 kHz	48 Hz - 20 kHz	40 Hz - 20 kHz	38 - 250 Hz	33 - 250 Hz
Sensitivity @ 1 W/1 M (+2/-1 dB)	97 dB	98 dB	101 dB	98 dB	99 dB
Nominal Impedance (ohms)	8	8	4	4	4
Dispersion angle (degrees)	90 x 60	90 x 60	90 x 60	N/A	N/A
Tweeter Diaphragm	44 mm (1 3/4")	44 mm (1 3/4")	44 mm (1 3/4")	N/A	N/A
Special Features					
Connectors	Two professional speaker sockets and two 1/4" phone jacks				
Appearance	Black Carpet				
Stand Socket (35 mm)	Bottom	Bottom	N/A	Top	Top
Box	Trapezoid	Trapezoid	Trapezoid	Rectangular	Rectangular
Dimensions (HxWxD)	23.6" x 15" x 13.4" (60 x 38 x 34 cm)	26" x 18.3" x 14.6" (66 x 46.5 x 37 cm)	42.7" x 19.1" x 18.7" (108.5 x 48.5 x 47.5 cm)	24.9" x 18.3" x 13.2" (63.2 x 46.4 x 33.5 cm)	23.2" x 22.4" x 23.8" (59 x 57 x 60.5 cm)
Net Weight	35.7 lbs (16.2 kg)	43.4 lbs (19.7 kg)	84.8 lbs (38.5 kg)	58.4 lbs (26.5 kg)	95.7 lbs (43.5KG)

TO PURCHASE ADDITIONAL PHONIC GEAR AND ACCESSORIES

To purchase Phonic gear and optional accessories, contact any authorized Phonic distributor. For a list of Phonic distributors please visit our website at www.phonic.com and click on Get Gear. You may also contact Phonic directly and we will assist you in locating a distributor near you.

SERVICE AND REPAIR

For replacement parts, service and repairs please contact the Phonic distributor in your country. Phonic does not release service manuals to consumers, and advice users to not attempt any self repairs, as doing so voids all warranties. You can locate a dealer near you at <http://www.phonic.com/where/>.

WARRANTY INFORMATION

Phonic stands behind every product we make with a no-hassles warranty. Warranty coverage may be extended, depending on your region. Phonic Corporation warrants this product for a minimum of one year from the original date of purchase against defects in material and workmanship under use as instructed by the user's manual. Phonic, at its option, shall repair or replace the defective unit covered by this warranty. Please retain the dated sales receipt as evidence of the date of purchase. You will need it for any warranty service. No returns or repairs will be accepted without a proper RMA number (return merchandise authorization). In order to keep this warranty in effect, the product must have been handled and used as prescribed in the instructions accompanying this warranty. Any tempering of the product or attempts of self repair voids all warranty. This warranty does not cover any damage due to accident, misuse, abuse, or negligence. This warranty is valid only if the product was purchased new from an authorized Phonic dealer/distributor. For complete warranty policy information, please visit <http://www.phonic.com/warranty/>.

CUSTOMER SERVICE AND TECHNICAL SUPPORT

We encourage you to visit our online help at <http://www.phonic.com/support/>. There you can find answers to frequently asked questions, tech tips, driver downloads, returns instruction and other helpful information. We make every effort to answer your questions within one business day.

PHONIC

support@phonic.com <http://www.phonic.com>

PHONIC
WWW.PHONIC.COM