

PHONIC

SE 206 / SE 207
SEp 206 / SEp 207

Passive and Active Compact Monitors
Monitor Compacto Pasivo y Activo



SEp 207

English / Español / 简体中文

User's Manual
Manual del Usuario
使用手册

SE 206 / SE 207

SEp 206 / SEp 207

Passive and Active Compact Monitors
Monitor Compacto Pasivo y Activo

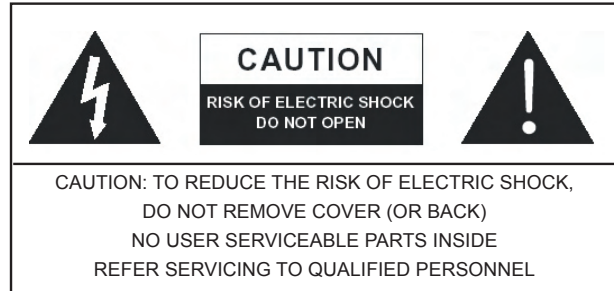
CONTENTS	CONTENIDO	目录
INTRODUCTION.....4	INTRODUCCION.....710
FEATURES.....4	CARACTERISTICAS.....710
SPECIFICATIONS.....5	ESPECIFICACIONES.....810
DIMENSION.....11	DIMENSION.....1111

IMPORTANT SAFETY INSTRUCTIONS

The apparatus shall not be exposed to dripping or splashing and that no objects filled with liquids, such as vases, shall be placed on the apparatus. The MAINS plug is used as the disconnect device, the disconnect device shall remain readily operable.

Warning: the user shall not place this apparatus in the confined area during the operation so that the mains switch can be easily accessible.

1. Read these instructions before operating this apparatus.
2. Keep these instructions for future reference.
3. Heed all warnings to ensure safe operation.
4. Follow all instructions provided in this document.
5. Do not use this apparatus near water or in locations where condensation may occur.
6. Clean only with dry cloth. Do not use aerosol or liquid cleaners. Unplug this apparatus before cleaning.
7. Do not block any of the ventilation openings. Install in accordance with the manufacturer's instructions.
8. Do not install near any heat sources such as radiators, heat registers, stoves, or other apparatus (including amplifiers) that produce heat.
9. Do not defeat the safety purpose of the polarized or grounding-type plug. A polarized plug has two blades with one wider than the other. A grounding type plug has two blades and a third grounding prong. The wide blade or the third prong is provided for your safety. If the provided plug does not fit into your outlet, consult an electrician for replacement of the obsolete outlet.
10. Protect the power cord from being walked on or pinched particularly at plug, convenience receptacles, and the point where they exit from the apparatus.
11. Only use attachments/accessories specified by the manufacturer.
12. Use only with a cart, stand, tripod, bracket, or table specified by the manufacturer, or sold with the apparatus. When a cart is used, use caution when moving the cart/apparatus combination to avoid injury from tip-over.
13. Unplug this apparatus during lightning storms or when unused for long periods of time.
14. Refer all servicing to qualified service personnel. Servicing is required when the apparatus has been damaged in any way, such as power-supply cord or plug is damaged, liquid has been spilled or objects have fallen into the apparatus, the apparatus has been exposed to rain or moisture, does not operate normally, or has been dropped.



The lightning flash with arrowhead symbol, within an equilateral triangle, is intended to alert the user to the presence of uninsulated "dangerous voltage" within the product's enclosure that may be of sufficient magnitude to constitute a risk of electric shock to persons.



An exclamation point within an equilateral triangle is intended to alert the user to the presence of important operation and maintenance (servicing) instructions in the literature accompanying the appliance.

WARNING: To reduce the risk of fire or electric shock, do not expose this apparatus to rain or moisture.

CAUTION: Use of controls or adjustments or performance of procedures other than those specified may result in hazardous radiation exposure.



INTRODUCTION

The Phonic SE and SEp series of passive and powered high-performance two-way monitor speakers are designed to accommodate a variety of monitoring and playback applications, including background sound, home theater, commercial paging, zone coverage, and anything else you can think of.

Constructed of light weight plastic and well ventilated, the SE and SEp speakers provide moisture resistance for both indoor and outdoor use, and are available in black or white. While each speaker comes with a U-mount, the optional mounting hardware, which fits in the threaded inserts of the cabinet, provides a flexible mounting system for all applications.

The SE206 and SEp206 feature 5 1/4" direct-radiating polycarbon woofers, coupled with 1" soft dome tweeters, with a compact size which allow them to be mounted in tight spaces. The SE207 and SEp207 incorporate 6 1/2" polycarbon woofers, which allow users to obtain extended frequency response, and 1" tweeters.

Each model comes equipped with female XLR jacks (powered models) or push terminals (passive models) for connection to various professional audio products (amplifiers, in the case of the SE206 and SE207).

FEATURES

- Built-in 20 watt power amplifier (SEp models only)
- Extended bass response
- Lightweight plastic enclosure
- Internal threaded inserts
- U-mount bracket included
- Optional universal swivel mounting bracket

SPECIFICATIONS

		SE206	SEp206	SE207	SEp207
Type		2-way	2-way	2-way	2-way
Power Handling		30W	-	50W	-
Built-in Amplifier		-	20W	-	20W
Frequency Response(±3dB)		80Hz~16KHz	80Hz~16KHz	70Hz~20KHz	70Hz~20KHz
Sensitivity (1W/1m@1KHz)		88dB SPL	-	90dB SPL	-
Max SPL		-	101dB SPL	-	103dB SPL
Drivers	High	1" soft dome	1" soft dome	1" soft dome	1" soft dome
	Low	5 1/4" polycarbon	5 1/4" polycarbon	6 1/2" polycarbon	6 1/2" polycarbon
Impedance		8ohms	-	8ohms	-
Built-in Crossover		Yes	Yes	Yes	Yes
Connectors		Push Terminal	Female XLR	Push Terminal	Female XLR
Box	Shape	Rectangular	Rectangular	Rectangular	Rectangular
	Material	Plastic	Plastic	Plastic	Plastic
	Color	Black or White	Black or White	Black or White	Black or White
Power Requirements		-	100~120V AC,220~240V AC, 50/60Hz	-	100~120V AC,220~240V AC, 50/60Hz
Dimensions (WxHxD)	millimeters	235x160x178 mm	235x160x178 mm	292x197x210 mm	292x197x210 mm
	inches	9 1/4" x 6 3/10" x 7"	9 1/4" x 6 3/10" x 7"	11 1/2" x 7 3/4" x 8 1/4"	11 1/2" x 7 3/4" x 8 1/4"
Weight	kilograms	2.3 kg	2.8kg	3.1kg	3.6kg
	pounds	5 1/6 lbs	6 3/16 lbs	6 7/8 lbs	7 15/16 lbs

INTRODUCCIÓN

Las series SE y Sep de Phonic de altavoces pasivos y amplificados de alto desempeño de dos vías, están diseñados para cumplir con las diferentes aplicaciones de reproducción y monitoreo, inLas series SE y Sep de Phonic de altavoces pasivos y amplificados de alto desempeño de dos vías, están diseñados para cumplir con las diferentes aplicaciones de reproducción y monitoreo, incluyendo sonido ambiental, home theater, avisos y anuncios comerciales, coberturas de zonas y todo lo demás que puedas pensar.

Construidas con plástico ultraligero y muy bien ventilado, los altavoces SE y Sep tienen bastante resistencia a la humedad para ambas aplicaciones de interiores y exteriores, y están disponibles en blanco y negro. Mientras que cada monitor viene incluido con un bracket tipo U para montaje, el hardware opcional para montaje, que se acomoda en los insertos del gabinete, proveen de un sistema de montaje flexible para todas las aplicaciones.

Los SE206 y SEp206 tienen woofers de policarbonato de radiación directa a 5 1/4", acoplados con un tweeter soft dome de 1", con un tamaño compacto que los deja ser montados en espacios apretados. Los SE207 y SEp207 incorporan woofers de policarbonato de 6 1/2", que permite a los usuarios obtener una extendida respuesta en frecuencia, y tweeters de 1".

Cada modelo esta equipado con jacks hembras XLR (en modelos amplificados) o terminales de presión (modelos pasivos) para conectarse a varios equipos de audio profesionales (amplificadores, en el caso de los SE206 y SE 207p).

CARACTERÍSTICAS

- Amplificador integrado de 20 Watts (solo en modelo SEp)
- Respuesta en graves extendida
- Gabinete de plástico ligero
- Inserts internos
- Braket de montaje U incluido
- Bracket Giratorio Universal de Montaje Opcional

ESPECIFICACIONES

		SE206	SEp206	SE207	SEp207
Tipo		2 vías	2 vías	2 vías	2 vías
Manejo de Potencia		30W	-	50W	-
Amplificador Integrado		-	20W	-	20W
Respuesta en Frecuencia (±3dB)		80Hz~16KHz	80Hz~16KHz	70Hz~20KHz	70Hz~20KHz
Sensibilidad (1W/1m@1KHz)		88dB SPL	-	90dB SPL	-
SPL Máximo		-	101dB SPL	-	103dB SPL
Drivers	Agudos	1" soft dome	1" soft dome	1" soft dome	1" soft dome
	Graves	policarbonato de 5 1/4"	policarbonato de 5 1/4"	policarbonato de 6 1/2"	policarbonato de 6 1/2"
Impedancia		8ohms	-	8ohms	-
Crossover Integrado		Si	Si	Si	Si
Conectores		Terminal de Presión	XLR Hembra	Terminal de Presión	XLR Hembra
Caja	Forma	Rectangular	Rectangular	Rectangular	Rectangular
	Material	Plástico	Plástico	Plástico	Plástico
	Color	Blanco o Negro	Blanco o Negro	Blanco o Negro	Blanco o Negro
Requerimientos de Potencia		-	100~120V AC,220~240V AC, 50/60Hz	-	100~120V AC,220~240V AC, 50/60Hz
Dimensiones (AnxAlxL)	milímetros	235x160x178 mm	235x160x178 mm	292x197x210 mm	292x197x210 mm
	pulgadas	9 1/4" x 6 3/10" x 7"	9 1/4" x 6 3/10" x 7"	11 1/2" x 7 3/4" x 8 1/4"	11 1/2" x 7 3/4" x 8 1/4"
Peso	kilogramos	2.3 kg	2.8kg	3.1kg	3.6kg
	libras	5 1/6 lbs	6 3/16 lbs	6 7/8 lbs	7 15/16 lbs

简介

Phonic SE SEP

特色

20W (SEP)

SE SEP

U

U

360°

SE SEP

SE206 SEP206 5 1/4"

1"

SE207 SEP207 1"

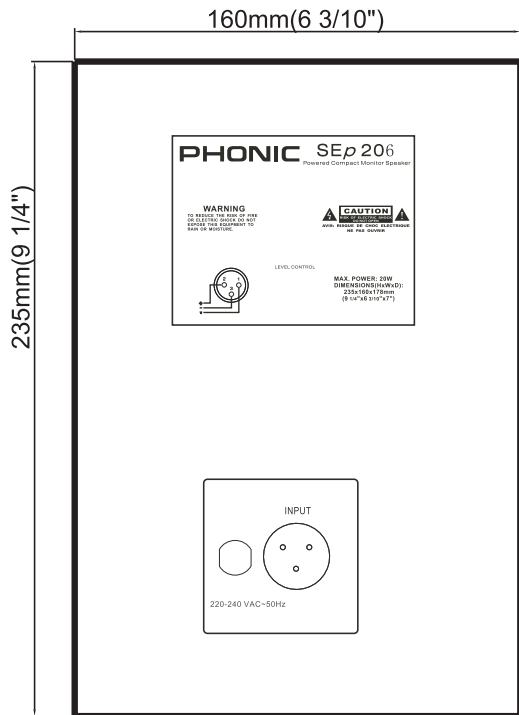
6 1/12"

XLR () ()

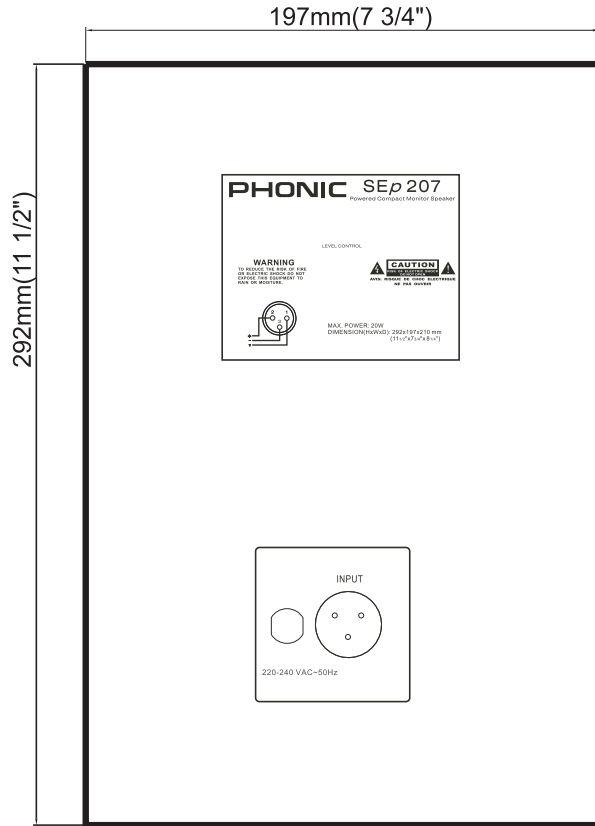
规格

	SE206	SEp206	SE207	SEp207
	30W	-	50W	-
	-	20W	-	20W
(±3dB)	80Hz~16KHz	80Hz~16KHz	70Hz~20KHz	70Hz~20KHz
(1W/1m@1KHz)	88dB SPL	-	90dB SPL	-
SPL	-	101dB SPL	-	103dB SPL
	1"	1"	1"	1"
	5 1/4"	5 1/4"	6 1/2"	6 1/2"
	8ohms	-	8ohms	-
		XLR		XLR
	/	/	/	/
	-	100~120V AC,220~240V AC, 50/60Hz	-	100~120V AC,220~240V AC, 50/60Hz
(x x)	235x160x178 mm	235x160x178 mm	292x197x210 mm	292x197x210 mm
	9 1/4" x 6 3/10" x 7"	9 1/4" x 6 3/10" x 7"	11 1/2" x 7 3/4" x 8 1/4"	11 1/2" x 7 3/4" x 8 1/4"
	2.3 kg	2.8kg	3.1kg	3.6kg
	5 1/6 lbs	6 3/16 lbs	6 7/8 lbs	7 15/16 lbs

DIMENSION DIMENSION 尺寸



SE206 / SEp206 Back Panel
SE206 / SEp206 Panel Trasero
SE206 / SEp206 后面板



SE207 / SEp207 Back Panel
SE207 / SEp207 Panel Trasero
SE207 / SEp207 后面板

* All measurements are shown in mm/inches.

* Todas las medidas están mostradas en mm/pulgadas.

* 所有尺寸均以毫米mm/英寸inch表示。

