

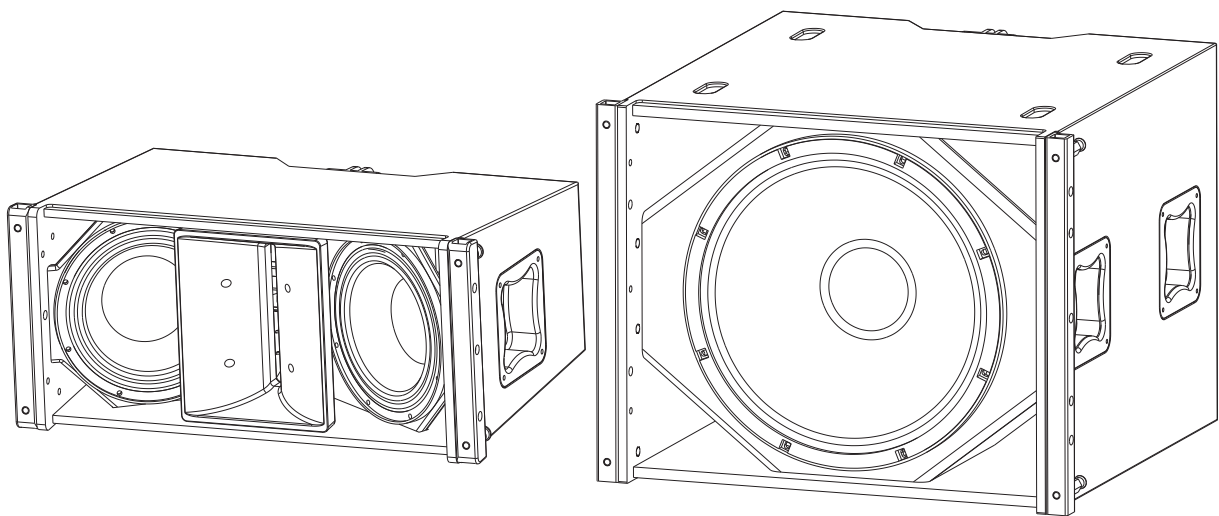
PHONIC

Axis SERIES

Axis20V

Axis18B

Line Array



English

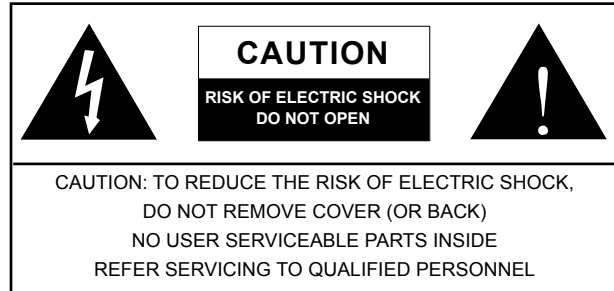
User's Manual

IMPORTANT SAFETY INSTRUCTIONS

The apparatus shall not be exposed to dripping or splashing and that no objects filled with liquids, such as vases, shall be placed on the apparatus. The MAINS plug is used as the disconnect device, the disconnect device shall remain readily operable.

Warning: the user shall not place this apparatus in the confined area during the operation so that the mains switch can be easily accessible.

1. Read these instructions before operating this apparatus.
2. Keep these instructions for future reference.
3. Heed all warnings to ensure safe operation.
4. Follow all instructions provided in this document.
5. Do not use this apparatus near water or in locations where condensation may occur.
6. Clean only with dry cloth. Do not use aerosol or liquid cleaners. Unplug this apparatus before cleaning.
7. Do not block any of the ventilation openings. Install in accordance with the manufacturer's instructions.
8. Do not install near any heat sources such as radiators, heat registers, stoves, or other apparatus (including amplifiers) that produce heat.
9. Do not defeat the safety purpose of the polarized or grounding-type plug. A polarized plug has two blades with one wider than the other. A grounding type plug has two blades and a third grounding prong. The wide blade or the third prong is provided for your safety. If the provided plug does not fit into your outlet, consult an electrician for replacement of the obsolete outlet.
10. Protect the power cord from being walked on or pinched particularly at plug, convenience receptacles, and the point where they exit from the apparatus.
11. Only use attachments/accessories specified by the manufacturer.
12. Use only with a cart, stand, tripod, bracket, or table specified by the manufacturer, or sold with the apparatus. When a cart is used, use caution when moving the cart/apparatus combination to avoid injury from tip-over.
13. Unplug this apparatus during lightning storms or when unused for long periods of time.
14. Refer all servicing to qualified service personnel. Servicing is required when the apparatus has been damaged in any way, such as power-supply cord or plug is damaged, liquid has been spilled or objects have fallen into the apparatus, the apparatus has been exposed to rain or moisture, does not operate normally, or has been dropped.



The lightning flash with arrowhead symbol, within an equilateral triangle, is intended to alert the user to the presence of uninsulated "dangerous voltage" within the product's enclosure that may be of sufficient magnitude to constitute a risk of electric shock to persons.



The exclamation point within an equilateral triangle is intended to alert the user to the presence of important operating and maintenance (servicing) instructions in the literature accompanying the appliance.

WARNING: To reduce the risk of fire or electric shock, do not expose this apparatus to rain or moisture.

CAUTION: Use of controls or adjustments or performance of procedures other than those specified may result in hazardous radiation exposure.



Axis20V/18B

Line Array

USER'S MANUAL

TABLE OF CONTENTS

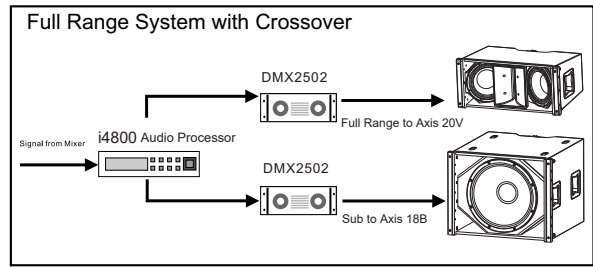
Introduction.....	4
Suggested Setup Methods.....	4
Diagrams.....	5
Features.....	6
Specifications.....	6
Configurations and accessories.....	7

Introduction

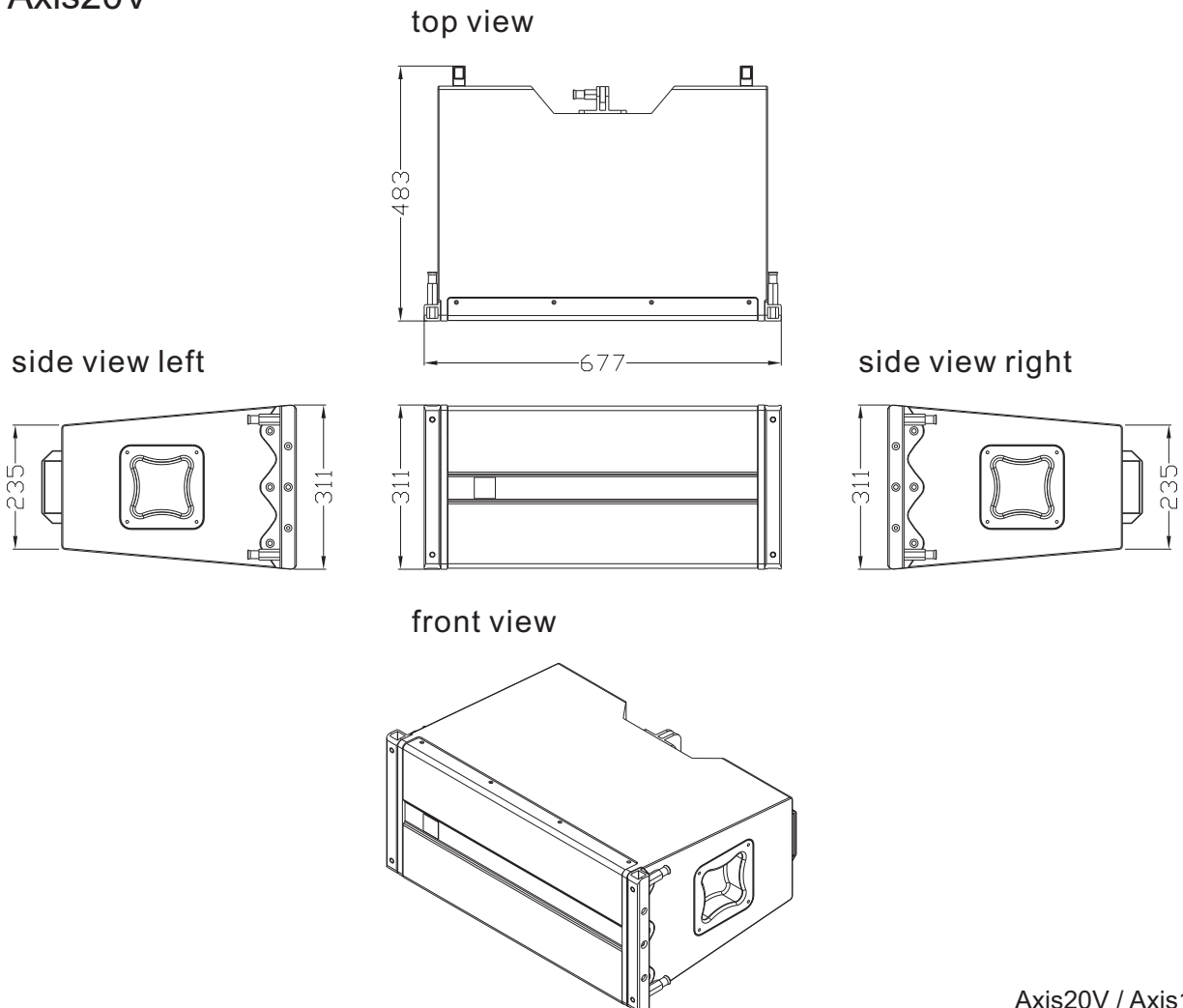
Congratulations on your purchase of one of the most cost-effective line array system available. The Phonic Axis series combines incredibly attractive looks with power and efficiency that is virtually unrivaled by any other line array series on market. From Dual 10" two-way to 18" subwoofers, these specially designed line arrays feature amazing power handling abilities, as well as frequency response ranges remarkable by any standard.

Professional speakon NL4 connectors are included. The hanging system is made of stainless steel and aluminum alloy, which is exceptionally weather resistant, simple and easy to build, and can be hung, stacked, and utilized in conjunction with many speakers. All of these characteristics, together with the power-to-cost ratio, make the complete Axis Series a valuable investment for anyone who wants their sound to be heard. Without a doubt, your Axis line array system will prove to be a worthwhile investment.

Suggested Setup Methods

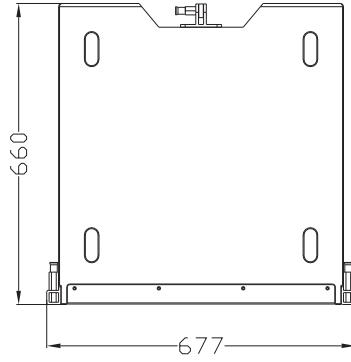


Axis20V

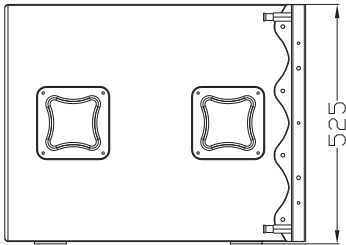


Axis18B

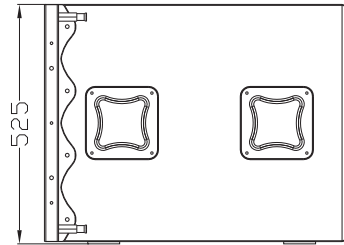
top view



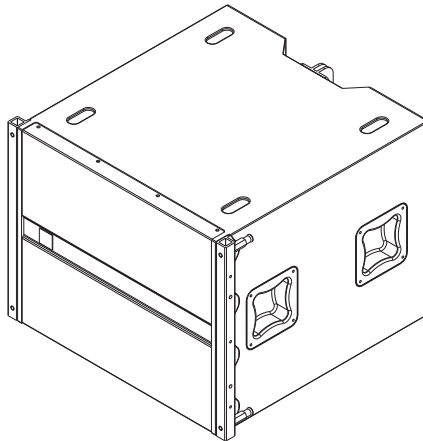
side view left



side view right



front view



Features

Axis20V

2x10" 2-way line array system

- Suitable for hanging, and stacking
- Rated Power (program/peak) : 1120W/2240W
- Sensitivity : 104dB 1watt/1meter
- Frequency Response : 50 Hz~20 kHz
- (36mm) voice coil HF
- Dispersion 100° horizontal
- Stainless steel and aluminum alloy hanging parts
- Stable mounting frame

Axis18B

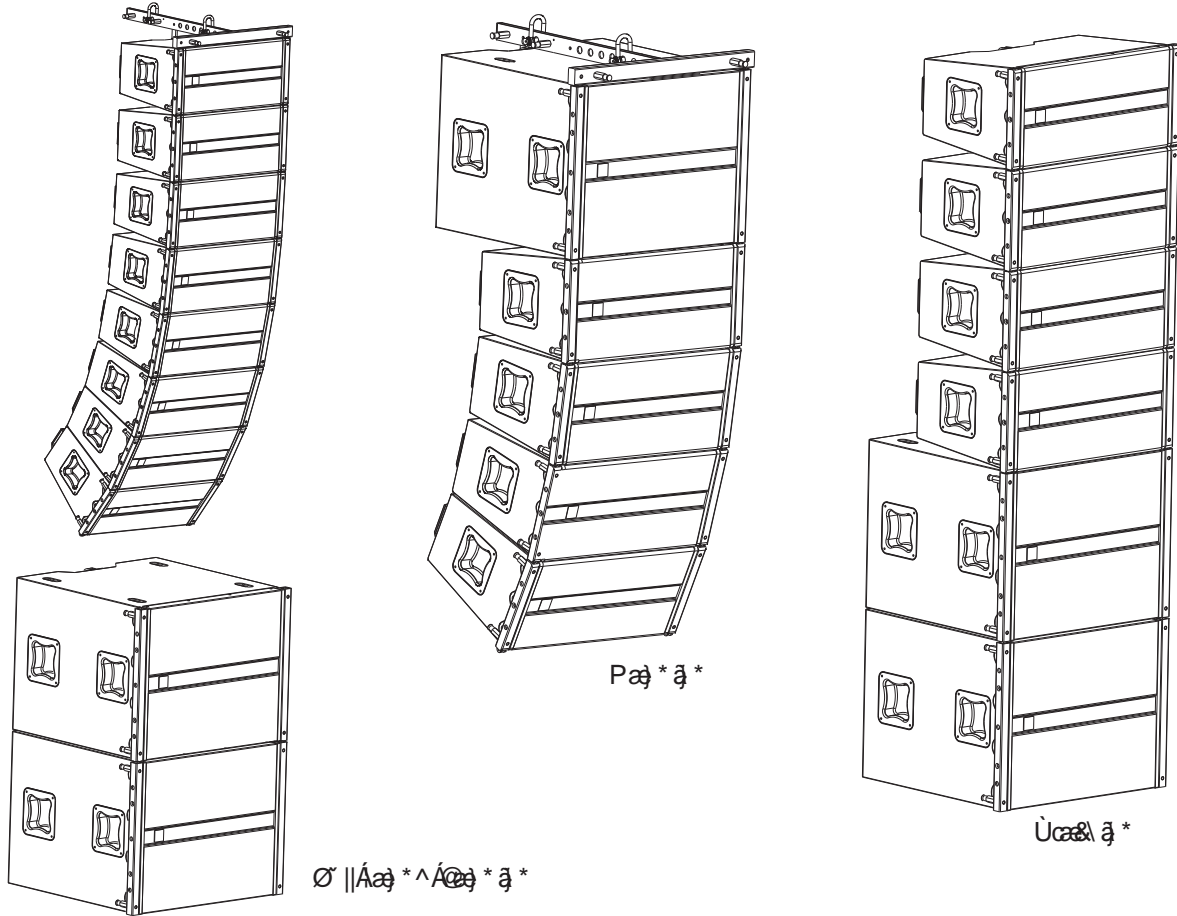
18" Subwoofer

- Rated Power (program/peak) : 1000W/2000W
- Sensitivity : 100dB 1watt/1meter
- Frequency Response : 35 Hz~300 Hz
- Stainless steel and aluminum alloy hanging parts
- Stable mounting frame

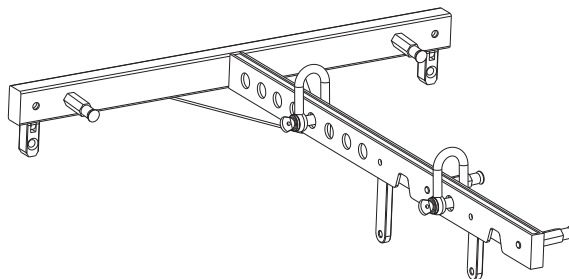
Specifications

	Axis20V	Axis18B
FREQUENCY RESPONSE (-3dB)	55 Hz–18 kHz	35Hz-300Hz
FREQUENCY RESPONSE (-10dB)	50 Hz–20 kHz	
DRIVERS	2x10"(250mm)/2.5"voice coil LF	1x18"(460mm)/3"voice coil LF
	1x1.4"(36mm)/3"voice coil HF	—
RATED POWER (program / peak)	1120W program /2240W peak	1000W program/2000W peak
SENSITIVITY	104dB 1watt/1meter	100dB 1watt/1meter
MAXIMUM SPL	131dB continuous, 137dB peak	127dB continuous, 133 dB peak
IMPEDANCE	8 ohms nominal	8 ohms nominal
DISPERSION (-6dB)	Horizontal: 100°	—
	Vertical coverage : Varies,depending on array length and configuration	—
CROSSOVER FREQUENCIES	750 Hz passive	—
INPUT CONNECTORS	2xSpeakon NL4	2xSpeakon NL4
SIZE (W*H*D)	677mm×311mm×483mm	677mm×525mm×660mm
NET WEIGHT	31 kg/pc	42 kg/pc
GROSS WEIGHT	32 kg/pc	46 kg/pc

- Ô [} ã ~ | æ] •
- ① Ø || Æ ã * ^ Á æ ã * ã * Æ ã * a, [[- Á Á } Á @ Á [[Á
 - ② P æ ã * ã *
 - ③ Û æ ã * ã *



Ø & ^ • • [| ã • : T [~ } ã * Á æ ã * ^



TO PURCHASE ADDITIONAL PHONIC GEAR AND ACCESSORIES

To purchase Phonic gear and optional accessories, contact any authorized Phonic distributor. For a list of Phonic distributors please visit our website at www.phonic.com and click on Get Gear. You may also contact Phonic directly and we will assist you in locating a distributor near you.

SERVICE AND REPAIR

For replacement parts, service and repairs please contact the Phonic distributor in your country. Phonic does not release service manuals to consumers, and advice users to not attempt any self repairs, as doing so voids all warranties. You can locate a dealer near you at <http://www.phonic.com/where/>.

WARRANTY INFORMATION

Phonic stands behind every product we make with a no-hassles warranty. Warranty coverage may be extended, depending on your region. Phonic Corporation warrants this product for a minimum of one year from the original date of purchase against defects in material and workmanship under use as instructed by the user's manual. Phonic, at its option, shall repair or replace the defective unit covered by this warranty. Please retain the dated sales receipt as evidence of the date of purchase. You will need it for any warranty service. No returns or repairs will be accepted without a proper RMA number (return merchandise authorization). In order to keep this warranty in effect, the product must have been handled and used as prescribed in the instructions accompanying this warranty. Any tempering of the product or attempts of self repair voids all warranty. This warranty does not cover any damage due to accident, misuse, abuse, or negligence. This warranty is valid only if the product was purchased new from an authorized Phonic dealer/distributor. For complete warranty policy information, please visit <http://www.phonic.com/warranty/>.

CUSTOMER SERVICE AND TECHNICAL SUPPORT

We encourage you to visit our online help at <http://www.phonic.com/support/>. There you can find answers to frequently asked questions, tech tips, driver downloads, returns instruction and other helpful information. We make every effort to answer your questions within one business day.

support@phonic.com
<http://www.phonic.com>

PHONIC